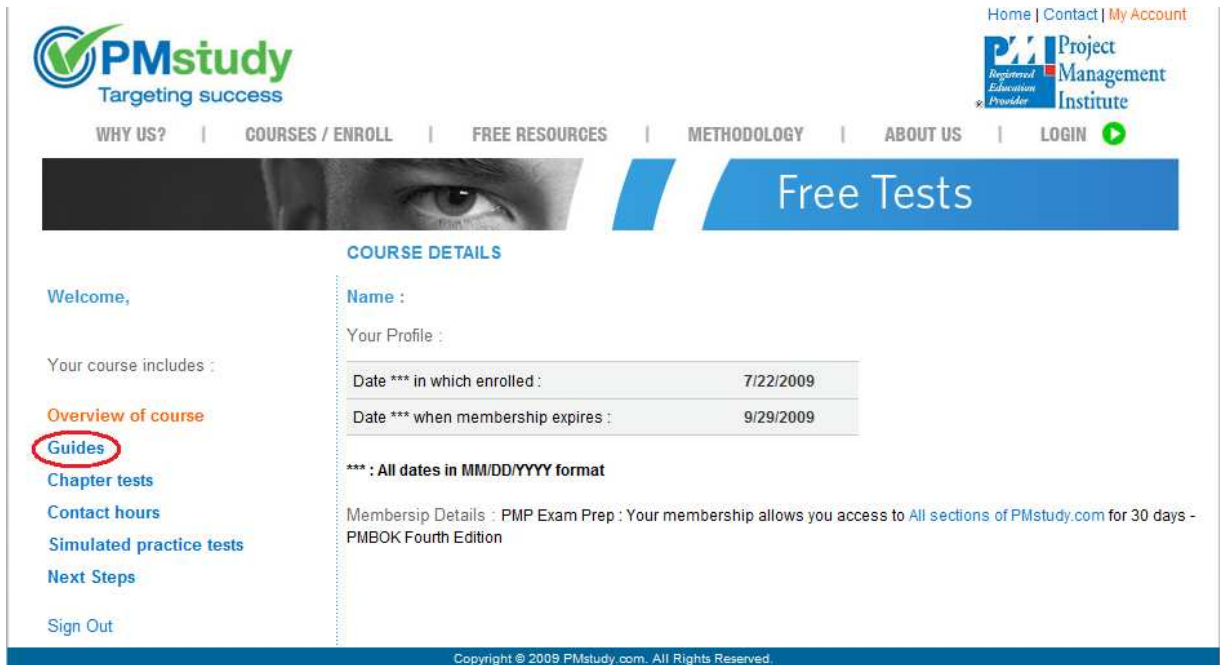


## How to subscribe and access PMstudy Podcast?

1. Visit [www.PMstudy.com](http://www.PMstudy.com)
2. Log in to your account using your email ID and password.
3. Click on '[Please click here to access your course](#)' to access your course.
4. On the left hand side menu bar, click on 'Guides.'



The screenshot shows the PMstudy website interface. At the top left is the PMstudy logo with the tagline "Targeting success". To the right, there are links for "Home", "Contact", and "My Account". Below the logo is a navigation menu with items: "WHY US?", "COURSES / ENROLL", "FREE RESOURCES", "METHODOLOGY", "ABOUT US", and "LOGIN". A large banner on the right side of the page says "Free Tests".

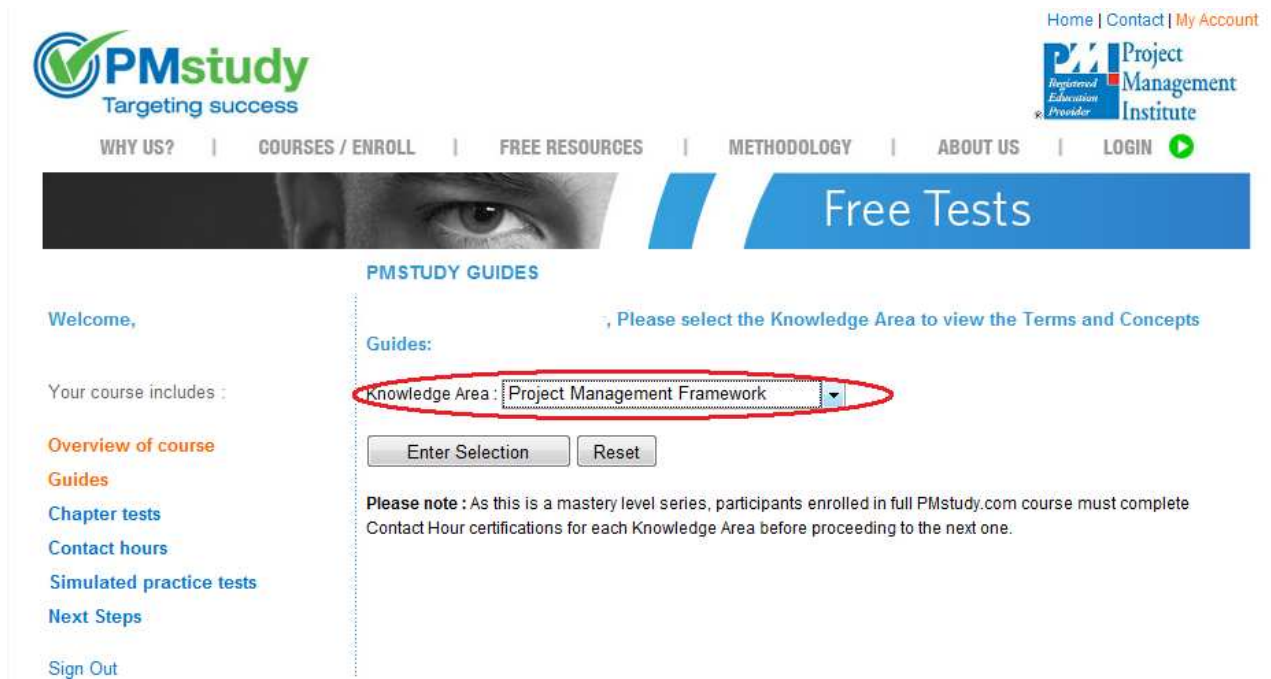
The main content area is titled "COURSE DETAILS". On the left side, there is a vertical menu with the following items: "Welcome," "Your course includes :", "Overview of course", "Guides" (circled in red), "Chapter tests", "Contact hours", "Simulated practice tests", "Next Steps", and "Sign Out".

The "COURSE DETAILS" section includes:

- Name :
- Your Profile :
- Date \*\*\* in which enrolled : 7/22/2009
- Date \*\*\* when membership expires : 9/29/2009
- \*\*\* : All dates in MM/DD/YYYY format
- Membership Details : PMP Exam Prep : Your membership allows you access to All sections of PMstudy.com for 30 days - PMBOK Fourth Edition

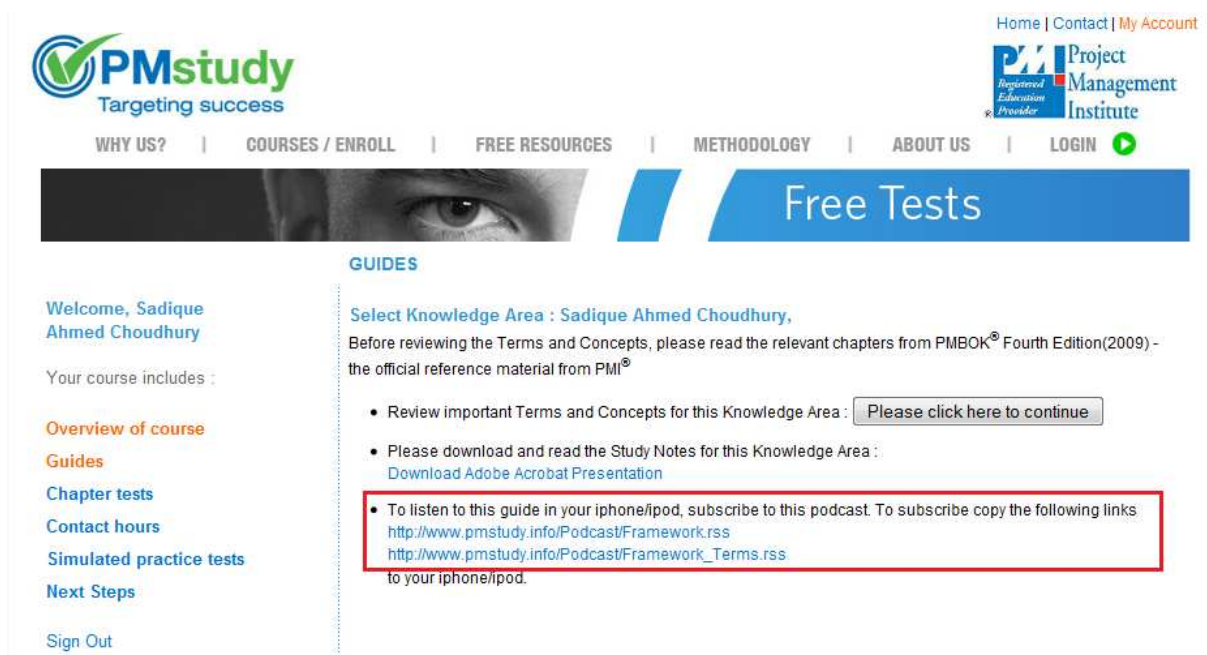
At the bottom of the page, there is a copyright notice: "Copyright © 2009 PMstudy.com. All Rights Reserved."

- From the drop down menu, select the Knowledge Area which you would like to listen to in the Podcast.



The screenshot shows the PMstudy website interface. At the top left is the PMstudy logo with the tagline "Targeting success". To the right are navigation links: Home | Contact | My Account. Below this is the Project Management Institute logo with the text "Registered Education Provider". A horizontal menu contains: WHY US? | COURSES / ENROLL | FREE RESOURCES | METHODOLOGY | ABOUT US | LOGIN. A banner for "Free Tests" is visible. The main content area is titled "PMSTUDY GUIDES" and includes a welcome message and a prompt: "Please select the Knowledge Area to view the Terms and Concepts". Under "Guides:", there is a dropdown menu labeled "Knowledge Area" with "Project Management Framework" selected. Below the dropdown are "Enter Selection" and "Reset" buttons. A "Please note" section states: "As this is a mastery level series, participants enrolled in full PMstudy.com course must complete Contact Hour certifications for each Knowledge Area before proceeding to the next one." A left sidebar contains a list of course components: Overview of course, Guides, Chapter tests, Contact hours, Simulated practice tests, Next Steps, and Sign Out.

6. Since PMstudy's training model is based on continuous learning, each Knowledge Area is available as a separate episode. To subscribe, you have to copy each episode link to your iTunes/iPhone/iPod.



Home | Contact | My Account

Project Management Institute  
Registered Education Provider

WHY US? | COURSES / ENROLL | FREE RESOURCES | METHODOLOGY | ABOUT US | LOGIN

## Free Tests

### GUIDES

Welcome, Sadique Ahmed Choudhury

Your course includes :

- Overview of course
- Guides
- Chapter tests
- Contact hours
- Simulated practice tests
- Next Steps

Sign Out

Select Knowledge Area : Sadique Ahmed Choudhury.

Before reviewing the Terms and Concepts, please read the relevant chapters from PMBOK® Fourth Edition(2009) - the official reference material from PMI®

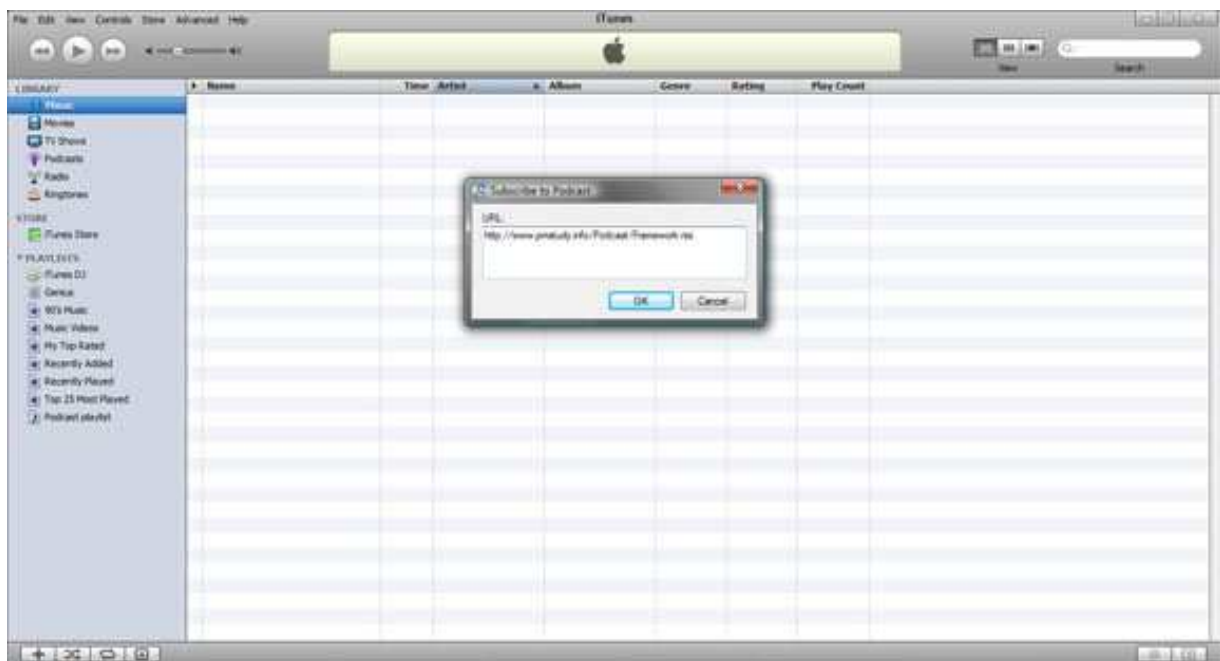
- Review important Terms and Concepts for this Knowledge Area : [Please click here to continue](#)
- Please download and read the Study Notes for this Knowledge Area :  
[Download Adobe Acrobat Presentation](#)
- To listen to this guide in your iphone/ipod, subscribe to this podcast. To subscribe copy the following links  
<http://www.pmstudy.info/Podcast/Framework.rss>  
[http://www.pmstudy.info/Podcast/Framework\\_Terms.rss](http://www.pmstudy.info/Podcast/Framework_Terms.rss)  
to your iphone/ipod.

7.

8. Start iTunes in your PC/Laptop/iPhone/iPod, click on the 'Advanced' tab, and select 'Subscribe to Podcast.'



9. In the box that appears, paste the link to the selected episode and click 'OK'.



10. Once the Podcast episode is downloaded to your iTunes, you can then sync it to your iPhone/iPod and start listening to the Podcast.

